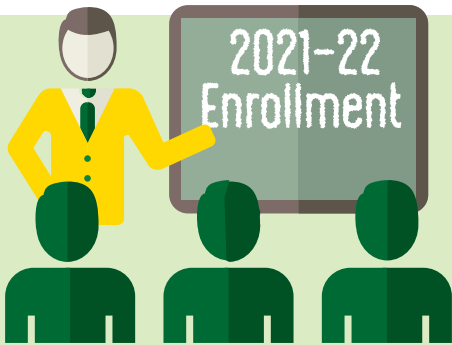


ENROLLMENT FACTS | 2021-22

Credit Students



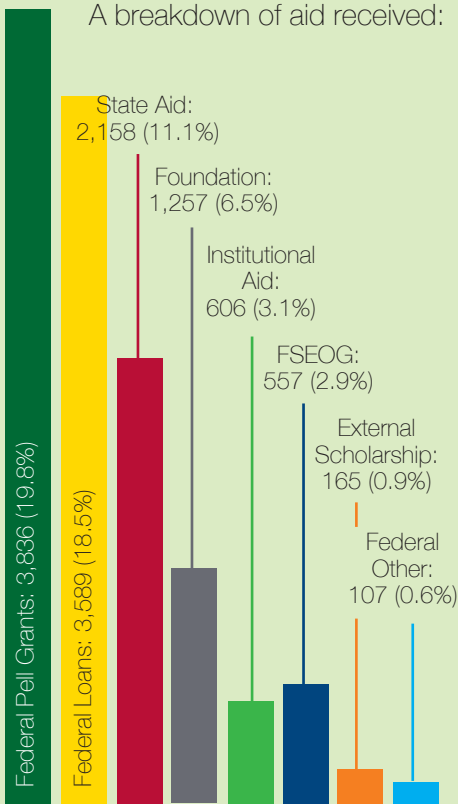
Credit headcount

19,360

FINANCIAL AID

6,249 WOC students receive some form of financial aid.

A breakdown of aid received:



DUAL ENROLLMENT

779

New Students

70

Schools Participating

3,672

AWARDS GRANTED

2021-22

2,174

Certificates

1,498

Degrees

OTHER DEMOGRAPHICS

2,923 (15.1%)

First generation college

1,124 (5.8%)

Single parents

618 (3.2%)

Students with disabilities

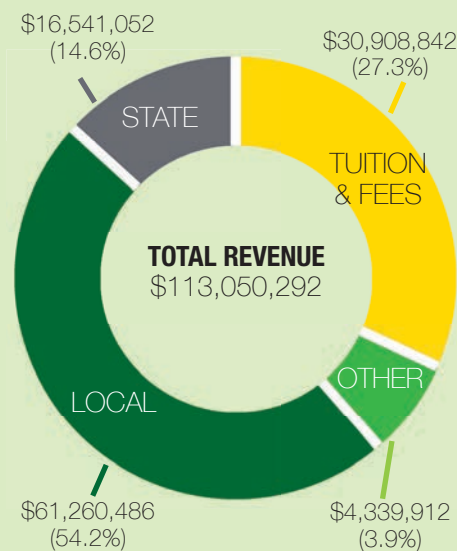
554 (2.8%)

Veterans

541 (2.8%)

International students

REVENUE BY SOURCE



AVERAGE ANNUAL TUITION & FEES



\$2,280



\$13,969

FALL 2022 STUDENT DEMOGRAPHICS

10,746 students

REGISTRATION STATUS

7,920

(73.7%)

2,826

(26.3%)

Part-time students

Full-time students

REGISTRATION TYPE

3,052

(28.4%)

6,648

(61.9%)

1,046

(9.7%)

New students

Continuing students

Readmit students

GENDER*



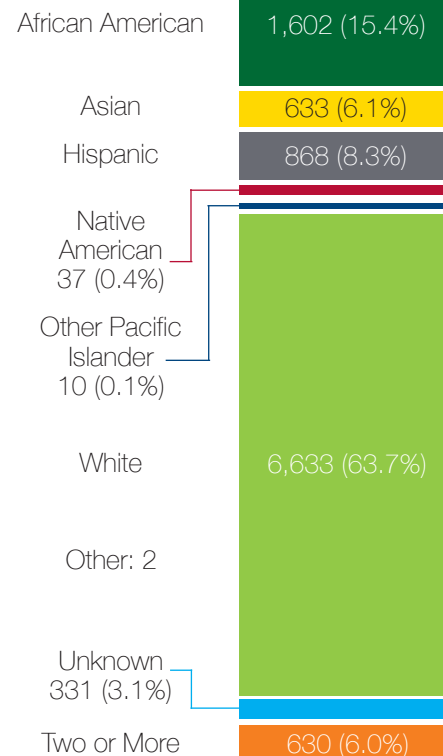
Female: 5,858 (55.0%)

Unknown: 90



Male: 4,798 (45.0%)

ETHNICITY*



* Percentages based on known data.

MORE FALL '22 DEMOGRAPHICS ON BACK